


PWR-24V/48VCLAMP

FEATURES

- Active Crowbar Circuit Clamp Module
- Input Voltage: 24VDC or 48VDC
- Max Clamped Voltage: 27VDC or 54VDC
- Max Clamped Current: 1.8A or 3.6A
- Power Supply Voltage Indicator (green LED)
- Minimal Power Consumption When Activated (red LED is OFF)
- Power Consumption: 48.6W or 194.4W (when clamp activated, red LED is ON)
- Low Cost, High Reliability
- Compact Size, Light Weight



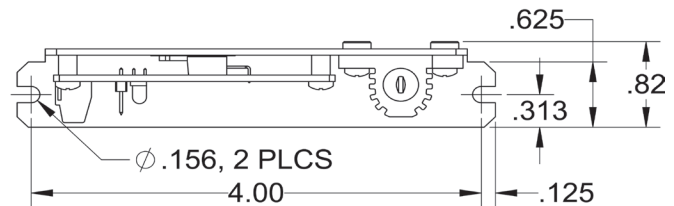
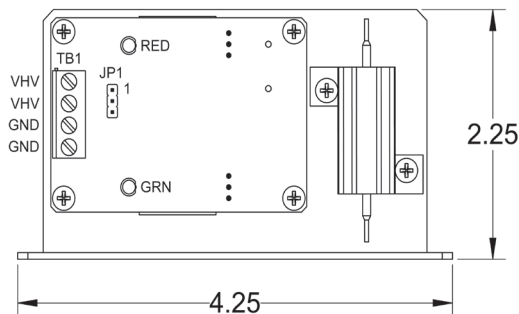
DESCRIPTION

The PWR-24V48VCLAMP is an active crowbar circuit clamp that can be placed in parallel with the supply and driver. Motors that are a perfect 1:1 ratio with a large inertial load are expensive and unnecessary because the motor may not be used to its fullest torque potential. Using smaller motors may result in high inertia mismatch and do not accommodate for the large inertial load when applying torque or slowing the motor down, causing voltage to travel to the power supply and risking damage to sensitive components. When active, the PWR-24V48VCLAMP returns the voltage input to the preset voltage level, only dissipating power when the clamp has been triggered by excess voltage. Depending on the 24VDC and 48VDC input setup, the clamp limits the voltage supply to 27 volts and 54 volts respectively when there is excess voltage. With a compact size of 4.25" x 2.25" x 0.82" mounted on an "L Bracket," the PWR-24V48VCLAMP can be mounted just about anywhere.

SPECIFICATIONS

Voltage Input (VDC)	Max Clamped Voltage (VDC)	Max Clamped Current	Clamped Power Dissipation	Response Speed
24V / 48V (JP1: 1-2 / JP1: 2-3)	27V / 54V (JP1: 1-2 / JP1: 2-3)	1.8A / 3.6A (JP1: 1-2 / JP1: 2-3)	48.6W / 194.4W (JP1: 1-2 / JP1: 2-3)	100ms

DIMENSIONS



L011502