

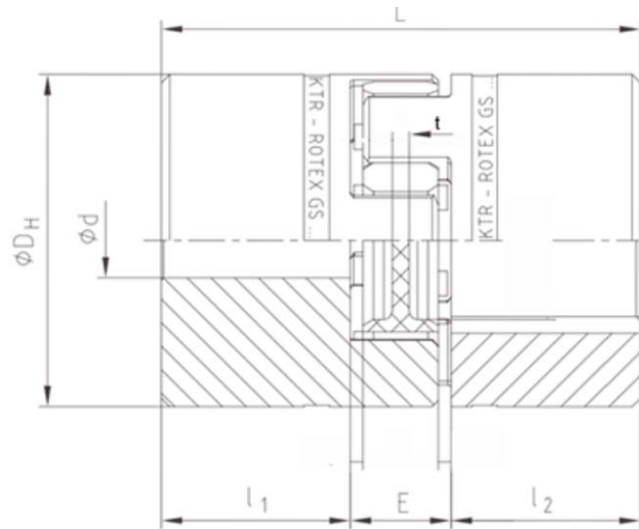
- High-Quality Spider Design
- Handles the Most Demanding Applications
- Max Torque of 15.05 in-lb.
- Allows for Different Bore Diameters
- No Backlash
- No Maintenance
- Requires Three Individual Part Numbers
- Easy Assembly
- Wide Variety of Sizes



ROTEX® couplings are designed to transmit torque between drive and driven components via curved jaw hubs and elastomeric elements commonly known as spiders. The combination between these components provides dampening and accommodation for misalignments. This product is available in a variety of metals, elastomers and mounting configurations to meet your specific needs.

Ordering Guideline: There are three individual part numbers you will need for a complete coupler (i.e., 2 Hubs and 1 Spider). Please choose the hub sizes that match the criteria for your application. In addition to the hubs, you will need to choose a spider, from the spider section.

Customization options are available; allow Anaheim Automation to specify the coupling designed for your application!



Item	Dimensions						
	D <sub>H</sub>	L	l <sub>1</sub> , l <sub>2</sub>	E	b	s	a
5	0.4 (10)	0.6 (15)	0.2 (5)	0.2 (5)	0.2 (4)	0.02 (0.5)	0.15 (4)

Dimensions are in: inches (mm)

L011401

### Inch Bores

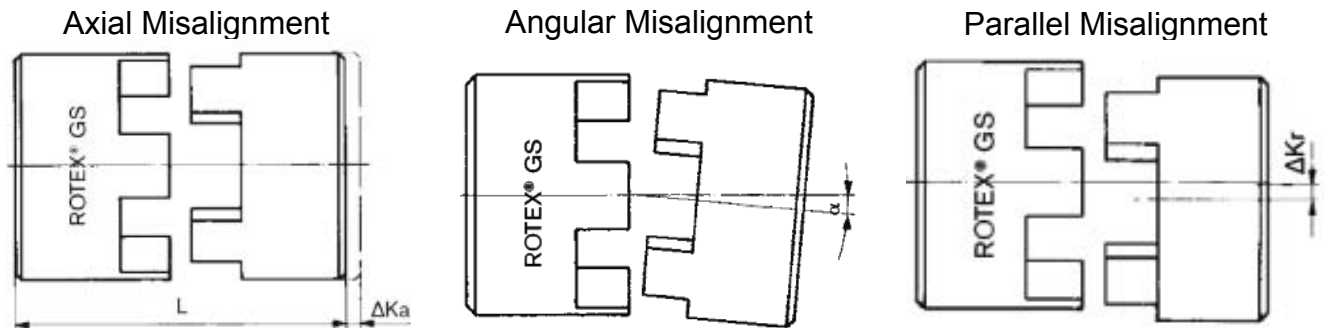
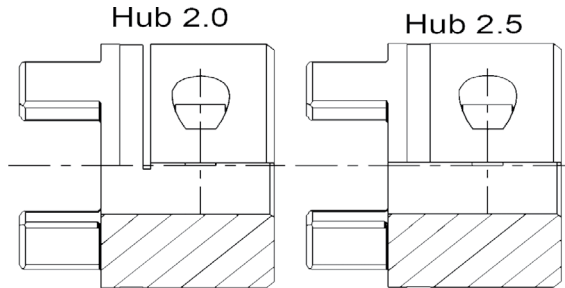
Item	Bore Diameter (in)	Hub Design	Outside Diameter (in)	Length Thru Bore "L <sub>1</sub> L <sub>2</sub> " (in)	Coupling Length "L" (in)	Setscrew Torque (in-lb)	t (in)	Material
KTR-BA550057150370	1/8	2.0, 2.5	0.39	0.20	0.59	-	0.10	Aluminum
KTR-BA550057150470	3/16	2.0, 2.5	0.39	0.20	0.59	-	0.10	Aluminum

### Metric Bores

Item	Bore Diameter (mm)	Hub Design	Outside Diameter (mm)	Length Thru Bore "L <sub>1</sub> L <sub>2</sub> " (mm)	Coupling Length "L" (mm)	Setscrew Torque (Nm)	t (mm)	Material
KTR-BA550057150250	2	2.0, 2.5	10	5.08	15	-	3	Aluminum
KTR-BA550057150350	3	2.0, 2.5	10	5.08	15	-	3	Aluminum
KTR-BA550057150450	4	2.0, 2.5	10	5.08	15	-	3	Aluminum
KTR-BA550057150550	5	2.0, 2.5	10	5.08	15	-	3	Aluminum

### Spiders

Item	Color	Material	Type/Hardness	Max Speed (RPM)	Rated Torque (in-lb)	Max Torque (in-lb)	Mass Moment of Inertia (lb-in-sec <sup>2</sup> )
KTR-550051000003	Blue	Polyamide	80 Shore-A-GS	38,000	2.7	5.31	1.77 x 10 <sup>-8</sup>
KTR-550051000001	Yellow	Polyamide	92 Shore-A-GS	38,000	4.4	8.85	1.77 x 10 <sup>-8</sup>
KTR-550051000002	Red	Polyamide	95/98 Shore A-GS	38,000	8.0	15.05	1.77 x 10 <sup>-8</sup>



Misalignments

Size	Spider GS	(in) Axial $\Delta Ka^2$	(in) Parallel $\Delta Kr$	(degree) Angular $a$
5	70	+0.016 -0.008	0.006	1.2
	80		0.005	1.1
	92		0.002	1.0
	98		0.002	0.9