

TBI-TRH15 - Linear Guides

FEATURES

- **Size: 15mm Linear Guide Rail**
- **Dynamic Load: Up to 11.82 kN**
- **Static Load: Up to 21.63 kN**
- **Rail Lengths Up to 4 Meters**
- **Custom Rail Sizes Available**
- **Matched Bearing Blocks**
- **End-Seal Options: Standard or Reinforced**
- **Pre-Load: Clearance, Standard, or Light**



DESCRIPTION

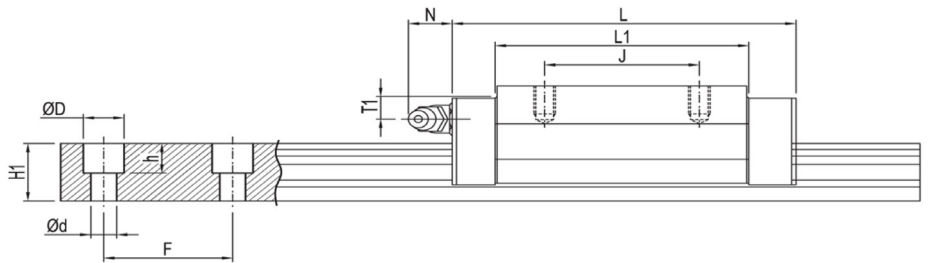
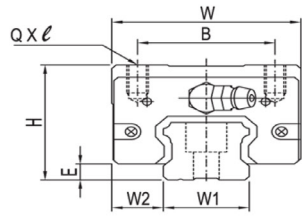
TBI's high-quality linear guides deliver precision, durability, and affordability in one single package! Available in a 15mm size, this sleek, high-quality design incorporates the rail and the block together to provide a convenient, easy-to-use product. Little friction resistance allows for high accuracy and speed, while several preload options are available for increased rigidity and performance. They are offered in standard or custom lengths, and are ideal for dynamic loads up to 11.8 and static loads up to 21.63.

SPECIFICATIONS

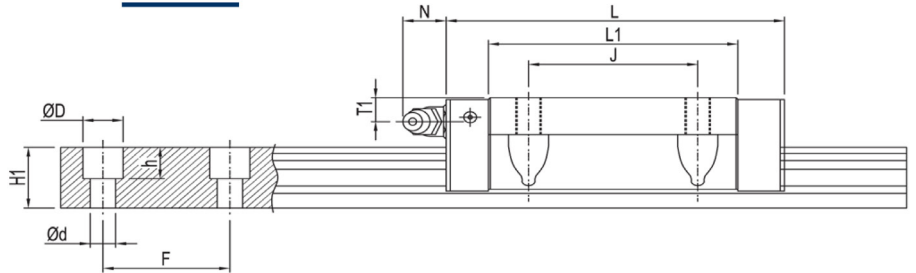
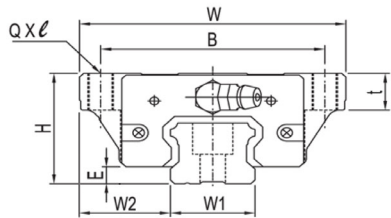
Block Part Number	Fabrication Dimensions (mm)			Block Dimensions (mm)								Load Capacities (kN)			Static Moment (Nm)			Weight (lb)
	H	W ₂	E	W	B	J	L	L1	QxL	T1	N	C	C ₀	M _x	M _y	M _z		
TBI-TRH15FL-N-Z0	24	16	3.2	47	38	30	65.4	48	M5x8	5.5	7	13.17	25.24	188.04	200.34	200.34	0.5	
TBI-TRH15VN-N-Z0	28	9.5	3.2	34	26	26	56.9	39.5	M4X8	9.5	7	11.82	21.63	161.18	145.96	145.96	0.3	
TBI-TRH15VL-N-Z0	28	9.5	3.2	34	26	26	65.4	48	M4X8	9.5	7	13.17	25.24	188.04	200.34	200.34	0.5	
TBI-TRH15FN-N-Z0	24	16	3.2	47	38	30	56.9	39.5	M5X8	5.5	7	11.82	21.63	161.18	145.96	145.96	0.4	
TBI-TRH15VL-G-XN-N-Z0	28	9.5	3.2	34	26	26	65.4	48	M4X8	9.5	7	13.17	25.24	188.04	200.34	200.34	0.5	

Rail Part Number	Rail Dimensions (mm)							Rail Length (mm)	Weight (lb)
	W ₁	H ₁	F	D	d	d x D x h			
TBI-TR15N-0100-20-20	15	13	60	7.5	4.5	4.5 x 7.5 x 6	100	0.3	
TBI-TR15N-0300-30-30	15	13	60	7.5	4.5	4.5 x 7.5 x 6	300	0.9	
TBI-TR15N-0500-10-10	15	13	60	7.5	4.5	4.5 x 7.5 x 6	500	1.5	
TBI-TR15N-0700-20-20	15	13	60	7.5	4.5	4.5 x 7.5 x 6	700	2.0	
TBI-TR15N-0900-30-30	15	13	60	7.5	4.5	4.5 x 7.5 x 6	900	2.6	
TBI-TR15N-1100-10-10	15	13	60	7.5	4.5	4.5 x 7.5 x 6	1100	3.2	
TBI-TR15N-1300-20-20	15	13	60	7.5	4.5	4.5 x 7.5 x 6	1300	3.8	
TBI-TR15N-1500-30-30	15	13	60	7.5	4.5	4.5 x 7.5 x 6	1500	4.4	
TBI-TR15N-1700-10-10	15	13	60	7.5	4.5	4.5 x 7.5 x 6	1700	4.9	
TBI-TR15N-1900-20-20	15	13	60	7.5	4.5	4.5 x 7.5 x 6	1900	5.5	
TBI-TR15N-2100-30-30	15	13	60	7.5	4.5	4.5 x 7.5 x 6	2100	6.1	
TBI-TR15N-2300-10-10	15	13	60	7.5	4.5	4.5 x 7.5 x 6	2300	6.7	
TBI-TR15N-2500-20-20	15	13	60	7.5	4.5	4.5 x 7.5 x 6	2500	7.3	
TBI-TR15N-2700-30-30	15	13	60	7.5	4.5	4.5 x 7.5 x 6	2700	7.9	
TBI-TR15N-2900-10-10	15	13	60	7.5	4.5	4.5 x 7.5 x 6	2900	8.4	
TBI-TR15N-3100-20-20	15	13	60	7.5	4.5	4.5 x 7.5 x 6	3100	9.0	
TBI-TR15N-3300-30-30	15	13	60	7.5	4.5	4.5 x 7.5 x 6	3300	9.6	
TBI-TR15N-3500-10-10	15	13	60	7.5	4.5	4.5 x 7.5 x 6	3500	10.2	
TBI-TR15N-3700-20-20	15	13	60	7.5	4.5	4.5 x 7.5 x 6	3700	10.8	
TBI-TR15N-3900-30-30	15	13	60	7.5	4.5	4.5 x 7.5 x 6	3900	11.3	
TBI-TR15N-4000L	15	13	60	7.5	4.5	4.5 x 7.5 x 6	4000	11.6	

TRH-V



TRH-F



Force Diagram

