

DPD72PG1XCE Bilevel Step Motor Driver Pack With Ramping Pulse Generator



FEATURES

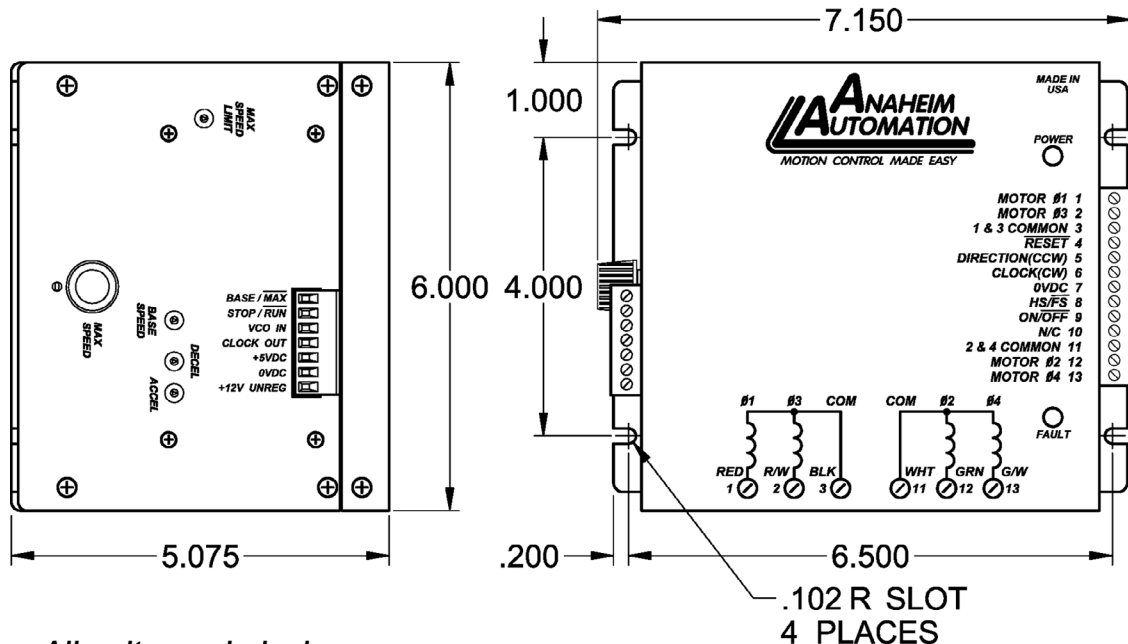
- Integrated 300 Watt Power Supply
- 10 Amperes/Phase Maximum Operating Current
- 7 Amperes/Phase Standstill Motor Current
- Adjustable Base and Max Speeds
- Linear Ramping Pulse Generator
- Half-Step and Full Step Operation
- Bilevel Drive Operation
- No RFI or EMI Problems
- TTL/CMOS Compatible Inputs
- Motor Turn-Off Input



DESCRIPTION

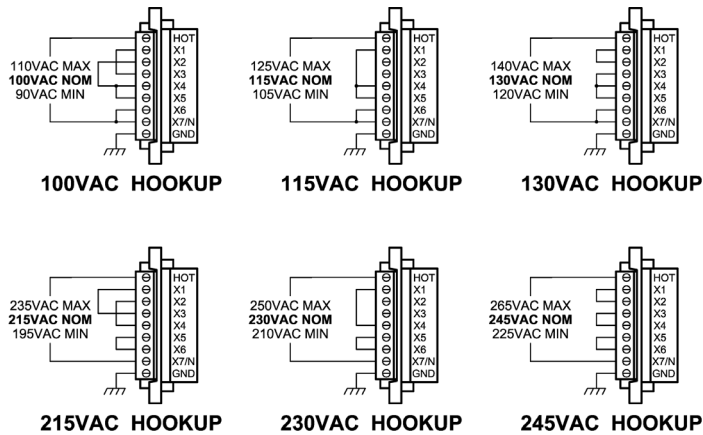
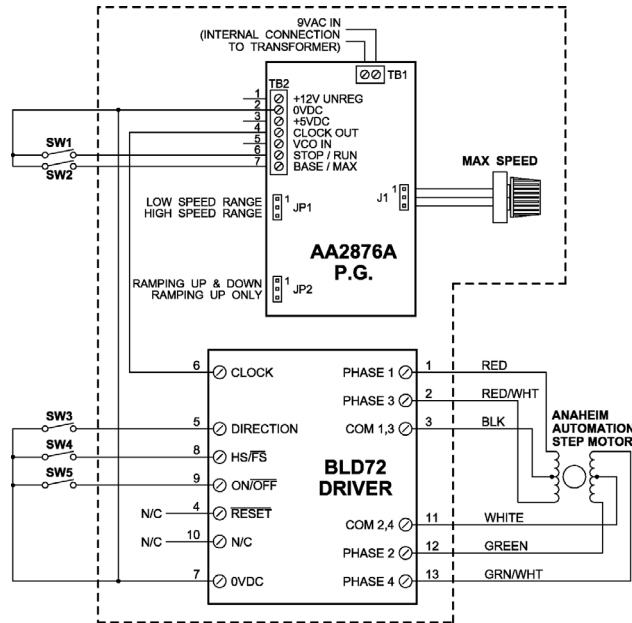
The Anaheim Automation DPD72PG1XCE Step Motor Driver Pack is designed to operate 6-lead, 4-phase step motors rated at 1 to 7 amps/phase. This Driver Pack contains a BLD75 Step Motor Driver, an AA2876 Ramping Pulse Generator, a 300 Watt transformer, and cooling fan. Outstanding motor performance is provided by means of a Bilevel Drive Technique. The BLD75 driver that is used has two clock options. the DPD72PG1XCE contains the AA2876 linear ramping pulse generator (PG). This PG has adjustable Base and Max speeds and independent adjustments for acceleration (ramping up) and deceleration (ramping down). The accel/decel rates are adjustable from 5,000 to 100,000 steps (low) and 20,000 to 400,000 steps (high). There are two speed ranges that are jumper selectable. The Base speed can be adjusted from 50 to 500 pulses/sec (low) 200 to 2,000 pulses/sec (high) and the Max speed can be adjusted from 50 to 5,000 pulse/sec (low) 200 to 20,000 pulses/sec (high). To make hook-ups quick and easy, see Accessories for shielded motor cable.

DIMENSIONS



All units are in inches

L010942



Power Requirements:	105 - 125VAC, 50 - 60Hz
Motor On/Off: (Terminal 9)	Logic "1" (open) - Motor current on Logic "0" - Motor Current Off
Control Inputs: (Terminals 5, 6, 8, 9)	TTL-CMOS Compatible Logic "1" = OPEN 3.5 to 5.0 V Logic "0" = 0 to 0.8 V
Direction Control: (Terminal 5)	Logic "1" (open) - Clockwise Logic "0" - Counterclockwise
Operating Temperature:	0° to 60° C