

SLA45 Rod Actuators

FEATURES

- 45mm Wide
- No Load Speed up to 58mm/s
- Max Load up to 90kg (198.4lb)
- Max Load Speed up to 51.6mm/s (2.03in/sec)
- Stroke Length up to 300mm (11.8in)
- IP54 Protection

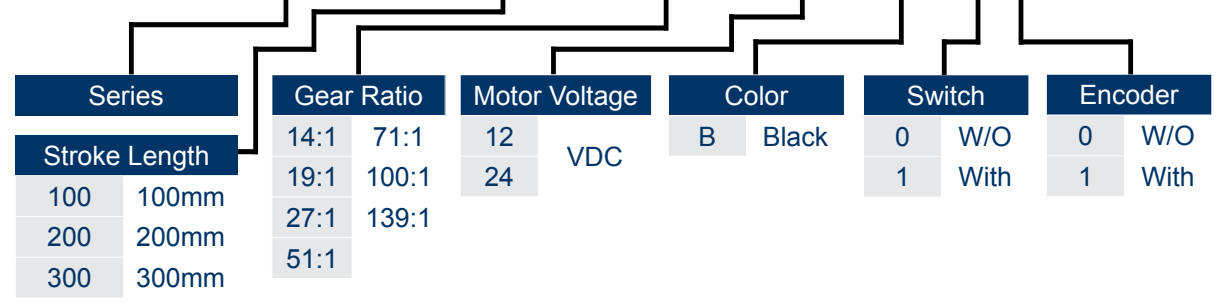


SPECIFICATIONS

Series #	Stroke Length (mm)	Load Capacity (kg)	No Load Speed (mm/s)	Max Load Speed (mm/s)	Voltage (VDC)	Gear Ratios	Self Locking Force (kg)
SLA45-100-19-24-B-01	100	15	41.6	36	24	19:1	18
SLA45-100-51-24-B-01	100	40	15.7	13.5	24	51:1	50
SLA45-100-100-24-B-01	100	70	8	6.9	24	100:1	100
SLA45-200-19-24-B-01	200	15	41.6	36	24	19:1	18
SLA45-200-51-24-B-01	200	40	15.7	13.5	24	51:1	50
SLA45-200-100-24-B-01	200	70	8	6.9	24	100:1	100
SLA45-300-27-24-B-01	300	20	29.8	25.6	24	27:1	35
SLA45-300-51-24-B-01	300	40	15.7	13.5	24	51:1	50
SLA45-300-100-24-B-01	300	70	8	6.9	24	100:1	100

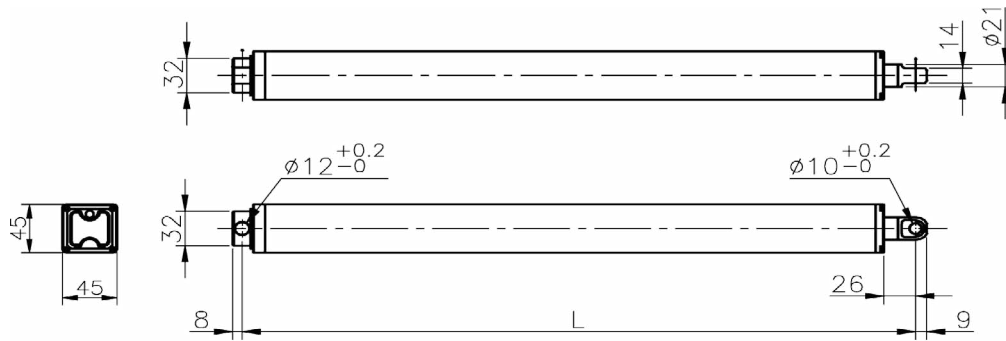
ORDERING INFORMATION

SLA45-100-139-24-B-11



L011262 ***Note:** Switch comes with 2 end of travel switches

DIMENSIONS

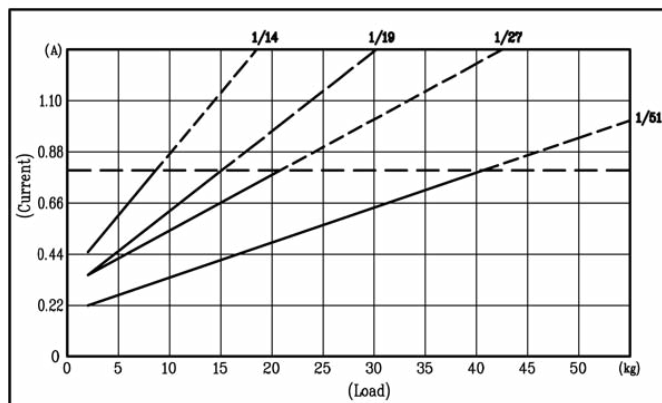
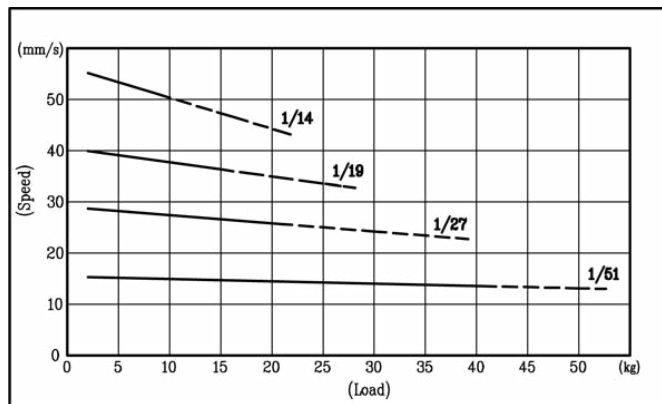


$$L = S(\text{Stroke Length}) + 229(\text{mm})$$

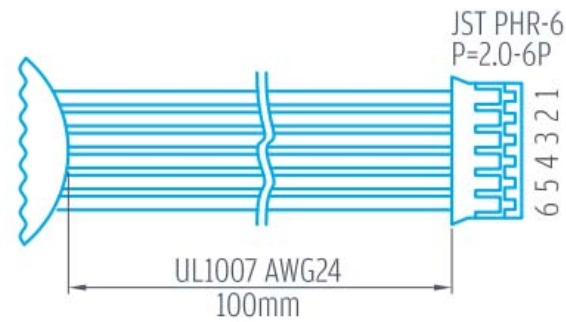
SPECIFICATIONS

Gear Ratio	14:1	19:1	27:1	51:1	71:1	100:1	139:1
No Load Speed (mm/s)	58	41.6	29.8	15.7	11.2	8	5.75
Max Load Speed (mm/s)	51.8	36	25.6	13.5	9.9	6.9	4.8
Load Capacity (kg)	8	15	20	40	50	70	90
Self Locking Force (kg)	16	18	35	50	70	100	120
Stroke Length (mm)	100, 200, 300						
Duty Cycle	Max 10%						
Temperature Range	-10°C ~ 60°C						
IP Grade	IP54						

TORQUE CURVES



Encoder Option:



Two Channel Encoder Connections

1. Black : -Motor
2. Red : +Motor
3. Brown : Hall Sensor Vcc
4. Green : Hall Sensor GND
5. Blue : Hall Sensor A Vout
6. Purple : Hall Sensor B Vout

Characteristics	Minimum	Maximum	Units
Supply Voltage	3.5	20	V
Supply Current	--	10	mA
Output Rise Time	--	1.5	μS
Output Fall Time	--	1.5	μS
Output Saturation Voltage	--	700	mV
Output Leakage Current	--	10	μA